

# 8 IDEAS TO ENERGIZE YOUR ONLINE CLASSROOM


It's never been more of a challenge to keep students engaged when studying at home. Below are some ways to adapt some favourite classroom activities so that they can work online!

by Kendal Rolley

## 1 FOUR CORNERS



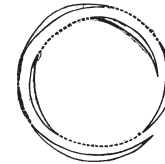
Use [Flippity Manipulatives](#) as a teacher-led way to move student names, categories or whatever you like around the screen. You can also use a shared Google Slides presentation to let students move their own avatar / name to a designated zone that represents a particular viewpoint. You can use breakout rooms to discuss further!



## 2 INSIDE / OUTSIDE



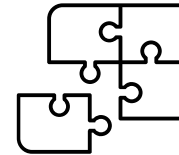
Breakout rooms are a way to facilitate student-on-student discussion in a synchronous environment. You can also use Google Docs and ask students to comment on each others' answers, or use [Flipgrid](#) as a way to create audiovisual feedback with commenting features, and the opportunity for students to provide response videos.



## 3 JIGSAW GROUPS



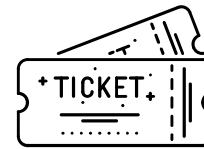
Students have both a 'home group' breakout room and 'expert group' breakout room. Students move into 'expert groups' to discuss a particular question / element then move back to their home group breakout room, teaching their group members.



## 4 ENTRY AND EXIT TICKETS



Use the confirmation message function of Google Forms to provide the meeting code, meaning students can only enter the lesson once they've provided you with previous knowledge of a topic. You can use [Padlet](#) to brainstorm what students have learned in a lesson (and use this as a review of content in the following lesson), or [Flipgrid](#) to mix things up.



## 5 FLIP THE QUESTION



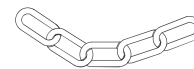
[Flippity Quiz Show](#) could allow you to create a Jeopardy style game where the answers to the main plenary questions of the lesson are provided, and students have to provide a question that matches. The teacher becomes the quiz show host, and allows students to engage with the material in a fun way.



## 6 CHAIN NOTES



[Padlet](#) can provide an opportunity for students to provide anonymous comments on a topic, that can still be moderated by the teacher for quality control.



## 7 LEARNING STATIONS



Set different activities designed to teach content in different ways, and let students make the decision on which order to do them. Take a look at activities available on [Flippity](#), and get create with other edtech offerings. Support can be provided by establishing activity-specific breakout rooms, allowing students to pop in and ask questions of you or other students when needed. Hint: make sure you enable the self-selection function in Zoom.



## 8 KWHL



This would make sense as set discussion topics within a Google Form for students to reflect on their learning, as per the entry tickets, you could also set a phrase (maybe even related to the LOs) as the submission note and get students to PM you this to certify they've completed the lesson.

